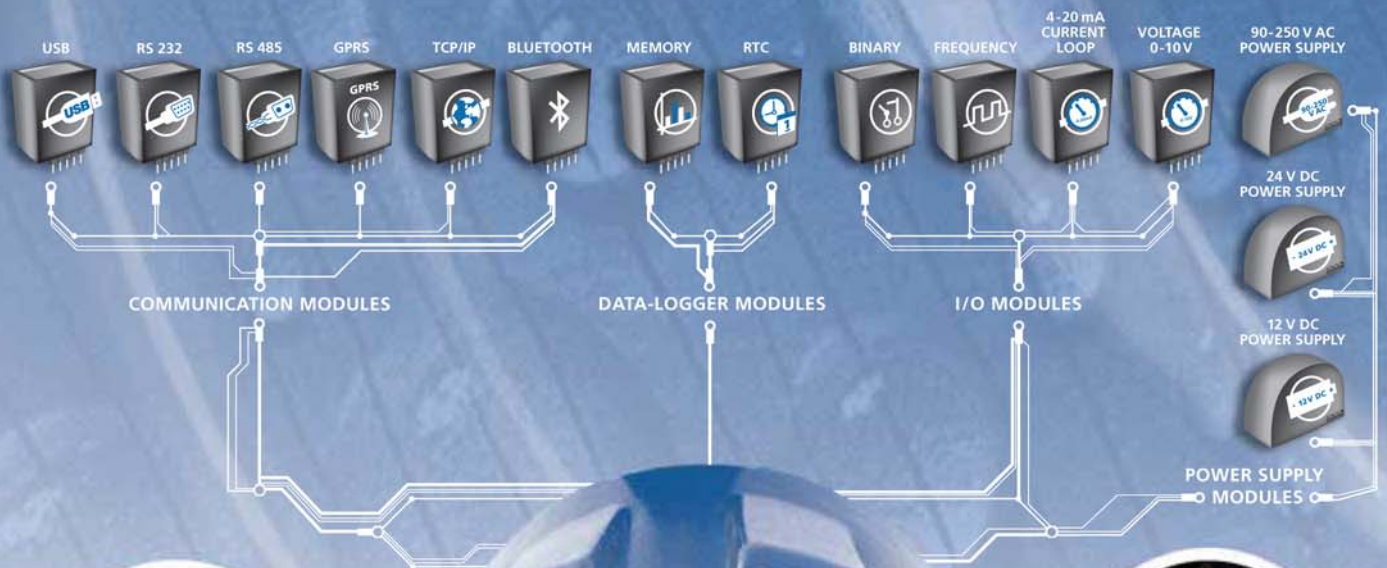



...Flow measurement  
& control...

# MAG X1 Build your own flowmeter

## MODULAR DESIGN



GRAPHIC DISPLAY



BUILT - IN DESIGN



**Arkon Flow Systems**  
Arkon Flow Systems, s.r.o., Přikop 8, 602 00 Brno, Czech Republic  
Tel. +420 543 214 822, Fax. +420 543 215 249  
Enquiries/Orders/General questions: [office@arkon.co.uk](mailto:office@arkon.co.uk)  
Marketing support/brochures: [marketing@arkon.co.uk](mailto:marketing@arkon.co.uk)  
Technical support: [support@arkon.co.uk](mailto:support@arkon.co.uk)  
[www.arkon.co.uk](http://www.arkon.co.uk)

## ADVANTAGES

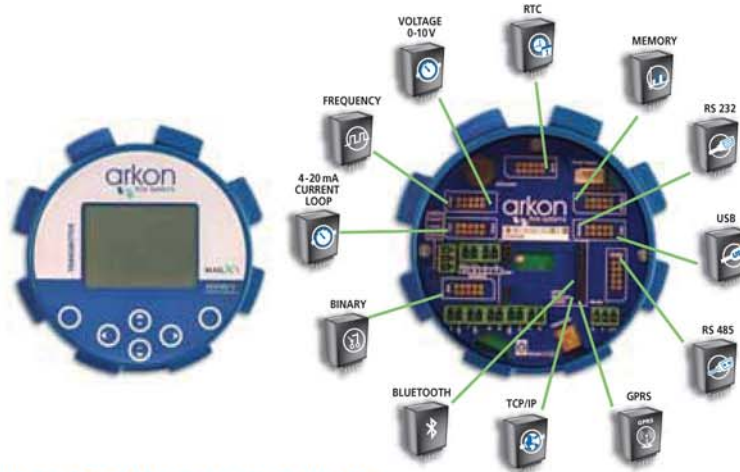
The MagX1 has an innovative modular design „Plug & Play“; it is a fit-all, flexible, low-cost flow meter all at the same time. The transmitter consists of the low-cost basic unit plus optional modules according to the end-user's requirements. Each module is in fact a small electronic board, the size of a large stamp, which can be freely installed and removed from the main board in seconds.

**You do not pay for options you do not want or need.  
You can build a flowmeter exactly as per your requirements.  
You can upgrade your flow meter at anytime in the future.**

„Built in design“ for upgrades

### STANDARD

Transmitter  
Power supply modules  
(12 VDC / 24 VDC / 90 - 250 VAC)  
Sensor communication module  
CD+ free Software  
Sensor



### UPGRADES

Choose your communication  
Choose your outputs  
Choose your memory modules

- 🔹 Accuracy – 0.25% (0.5 to 10 m/s) of reading value
- 🔹 Temperature sensor – to measure temperature of the measured medium.
- 🔹 Voice alarm
- 🔹 Unique design – any upgrade, extra features inside of the flow meter, extra protection – „Built-in design“.
- 🔹 Graphic display – Multi-language menu. Higher protection via lock-out system for touch buttons and 3 levels of passwords – User, Service, Factory setting.
- 🔹 Intelligent sensor design – digital communication allows communication between the transmitter and the sensor up to 500m. Calibration data are stored in the sensor communication module. If the transmitter is changed for whatever reason, all the calibration data will be taken from the sensor directly. (for version 7 and higher). No calibration download mistakes.



### Datalogger

1MB capacity, 5 min average flow rate sampling intervals will give you 12 months data capacity.

Free of charge software – data in Excel format.

+
+

software  
free of charge

1 MB  
12 months  
data storage



# Build your own flowmeter

## CHOOSE YOUR COMMUNICATION

Modbus RTU can be used with all communication modules



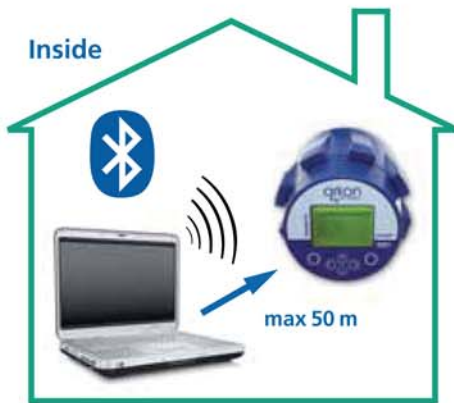
„Wireless communication”

## BLUETOOTH

You can check your flow meter from your car  
A mobile network is not required

## RS 232 or USB

„Old vs new computer standard”



## GPRS

Wireless communication system, which is performed by the GPRS protocol.

- The measurement can be done anywhere in the world
- You will have your flow meter under control



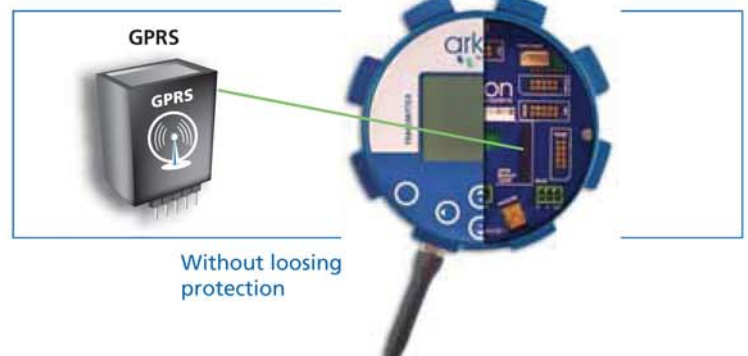
### Standard solution for GPRS

vs

Flow meter plus communication cable plus mounting device for GPRS plus extra power supply.

### Our solution for GPRS

3 step installation: open, plug in, close



# MAG X1



Current Loop output module	4-20 mA, with programmable flowrate and function
Voltage output module	0-10 V, with programmable flowrate and function
Frequency output module	2 Hz -1 kHz opto-coupler, with programmable flowrate and function
Binary input/output module	2x 5-30 V opto-coupler, with programmable flowrate and function and 1x digital input with programmable function for batching purposes

RS 232	Including RS232 cable
RS 485	Cable not included
USB	Including USB cable (1,8 m)
Bluetooth	Outside up to 200 m / Inside up to 50m
TCP/IP	TCP/IP internet communication, amplifiers might be necessary
GPRS	GSM 850, GSM 900, DCS 1800, PCS 1900

Data-logger/Memory module	5 min average flow rate; hourly, daily, monthly volume; including date and time. Up to one year logging capacity. Software included.
Real Time Clock module	Real time circuit for data/logging, clock and calendar with back up.

90 - 250 VAC	All power supply modules have an electronic fuse
24 VDC	
12 VDC	

## REMOTE MOUNTING SYSTEM

„Meeting your specific requirements“



Wall



Din Rail



Panel

